

**Features**

- UL 1449 Fourth Edition Listed
- 72kA & 108kA Per Phase ratings (single & split phase)
- 20kA I-nominal
- 100kA SCCRs
- Optional Sinewave Tracking EMI/RFI Noise Filtering
- Pre-attached 10 AWG Leads
- Data table on back

Performance Specifications

- **XMS Surge Capacities** (L-N, L-G, N-G)
 - 72kA/phase
 - 108kA/phase
- UL 1449 Fourth Edition Listed and cUL
- UL 1449-4 tested I-nominal: 20kA
- UL 1449-4 tested SCCR: 100kA
- UL 1449-4 Voltage Protection Ratings (VPRs):
 - as low as 700V, including circuit breaker
- Less than 1 nanosecond response time
- Optional AC Sinewave Tracking Filter with EMI/RFI Filtering up to -50dB from 10kHz to 100MHz
- Repetitive Impulse: 5,000 hits
- Data table on back

Physical Specifications

- Relative Humidity Range: 0 - 95% non-condensing
- Operating Frequency: 40 - 500Hz
- Operating Temperature: -40°C (-40°F) to +85°C (185°F)
- Weight: 3lbs (1.5kg)
- NEMA 4X Polycarbonate enclosure
 - UL 746C(f1) & UL 94-5VA
- Dimensions: 8.3" x 3.6" x 3.0"
- 3/4" female threaded hub
- Pre-wired with 3' (1m) of 10 AWG conductor
- Typical connection: 10 AWG and 20 - 30A breaker

Design Features

- Designed, Manufactured & Tested consistent with:
 - ANSI/IEEE C62.41.1-2002, C62.41.2-2002, and C62.45-2002
 - NEMA LS-1
 - NEC® Article 285
 - IEC 61643, CE
- High Energy Parallel Design for Category C3 & C-High applications
- For External Mounting next to Switchgear, Motor Controls Centers or Panelboards
- Robust 25mm Thermally Protected MOVs
- Solid State Bidirectional Operation

Diagnostic Monitoring

- LED indicator monitoring:
 - Separate LEDs for LN and LG on each phase
- LEDs extinguish upon Phase Loss
- Optional on Split & Single Phase: Form C Dry Contact, (Contact rated 240V, 5A; leads are pre-wired through nipple with 18 AWG)

Quality, Standards & Validation

- UL 1449 Fourth Edition, cUL
- UL file: VZCA.E321351 at www.UL.com
- RoHS-compliant
- IEC 61643, CE
- 10 year warranty (longer optional)
- Burn-In tested prior to shipment
- ISO 9001:2008 Quality Management System
- ISO 17025:2005 Laboratory Qualification



TE XMS Model Number Configurator & Options

TE 01 XMS 07 0 C M
(Default)

Voltage Code for Electrical System | Model Configuration | Options

Common North American Systems:
 01 = 240/120V Split Phase - 1Ø 3W+Grnd (Fig 1)
 02 = 208Y/120V Wye - 3Ø 4W+Grnd (Fig 3)*
 11 = 120V Single Phase (Fig 2)
 *Not UL Listed - Listing Pending

Standard Enclosure:
 4X = NEMA 4X Non-Metallic
 (size 8.3" x 3.6" x 3")

XMS = Standard Model

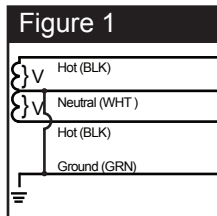
C = Dry Contacts Form C, 240V, 5A (pre-wired)
 L = Delete L-N Protection (reduces kA rating)
 G = Delete L-G Protection (reduces kA rating)
 N = Delete N-G Protection
 F = Noise Filtering

Available Accessory (order separately)
 XMFMKIT = Flush Mount Kit

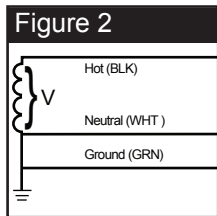
Surge Current Rating

XMS
 07 = 72kA/Phase
 10 = 108kA/Phase

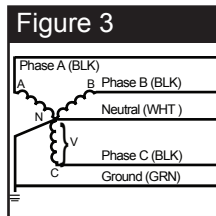
(Other UL 1449 Listed surge current ratings are available for OEM or special order. Please contact factory)



SPLIT
 2 Hots, 1 Neu, 1 Grnd



SINGLE POLE
 1 Hot, 1 Neu, 1 Grnd



WYE
 3 Hots, 1 Neu, 1 Grnd

Performance Data

Common North American Systems		UL 1449 Fourth Edition Test Data							
		Voltage Protection Ratings (VPR - 6kV, 3kA)							
		L-N	L-G	N-G	L-L	Type	I _n	SCCR	MCOV
01	= 240/120V Split Phase	700	700	700	1000	Type 2	20kA	100kA	150
02	= 208Y/120V Wye (anticipated ratings)	700	700	700	1000	Type 2	20kA	100kA	150
11	= 120 Single Phase	700	700	700	-	Type 2	20kA	100kA	150