



Performance Specifications

Surge Capacities (L-N, L-G, N-G, L-L)

300kA Per Phase

400kA Per Phase

500kA Per Phase

- UL 1449 Fourth Edition Listed Type 1, CSA 22.2 No. 269.1
- Optional UL 1449-4 Type 2 SPD, UL 1283 Listed, CSA 22.2 No. 269.2
- UL 1449-4 tested Inominal: 20kA
- UL 1449-4 tested SCCR: 200kA & 100kA
- UL 1449-4 Voltage Protection Ratings (VPRs):
 - 208Y/120V: as low as 600V
 - 480Y/277V: as low as 1000V
- Less than 1 nanosecond response time
- Repetitive Impulse: 5,000 hits
- AC Sinewave Tracking Filter with EMI/RFI Filtering up to -50dB from 10kHz to 100MHz (Type 2 option only, incl. UL 1283 Listing)

Diagnostic Monitoring

- 100% monitoring – Every MOV is monitored, incl. N-G
- Green LED Status indicator per phase
- Red LED service indicator
- Audible Alarm with Silence Switch
- Test Function: toggles Red Service LED, Audible Alarm & Dry Contact (if equipped)
- N-G overvoltage detection
- Phase Loss monitoring (toggles LED & dry contacts)
- Electrically isolated circuitry ensures surges do not damage diagnostics
- Form C Dry Contacts, 240V, 5A (two sets)
- Optional Surge Counter, six-digit LCD, with test function, reset & no-maintenance Eprom memory

Features:

- **UL 1449 Fourth Edition Listed**
- **300kA – 500kA per phase ratings**
- **All UL required OCP & Safety Coordination included inside**
 - Type 1 SPDs intended for Line or Load Side of Main Disconnect
 - Type 2 SPDs intended for Load Side of Main Disconnect
- **20kA Inominal**
- **200kA SCCRs (most models)**
- **UL 96A Lightning Protection Master Label compliant**
- **Voltage Specific Design – Highly configurable**
- **All MOV suppression elements monitored**
- **All Modes of Protection**
- **Optional Rotary Disconnect Switch**

Design Features

- Designed, Manufactured & Tested consistent with:
 - ANSI/IEEE C62.41.1-2002, C62.41.2-2002, C62.45-2002, C62.62-2010 and C62.72-2007
 - NEMA LS-1
 - NEC® Article 285
 - IEC 61643
- High Energy Parallel Design for Category C3 & C-High applications
- For External Mounting next to Switchgear, Motor Controls Centers or Panelboards
- Individually Fused & Thermally Protected MOVs
- Large-Block, 34mm square, 50kA MOVs
- Replaceable Module Construction
- Solid State Bidirectional Operation

Physical Specifications

- Relative Humidity Range: 0 - 95% non-condensing
- Operating Frequency: 47-63Hz
- Operating Temperature: -25°C (-15°F) to +60°C (140°F)
- Weight: 24 lbs (11 kg)
- Standard NEMA 1/12/3R/4 enclosure
- Standard size: 12" x 12" x 7" (305mm x 305mm x 177mm)
- Lug size: #2 - #14 AWG (w/opt. disconnect: #6 - #1/0)
- Typical connection: #6 AWG and 60A breaker

Quality, Standards & Validation

- Type 1: UL 1449 Fourth Edition, CSA 22.2 No. 269.1
- Type 2 (Opt.): UL 1449 Fourth Edition, CSA No. 269.2, UL 1283
- UL file: VZCA.E321351 at www.UL.com
- RoHS-compliant
- IEC 61643, CE
- 10 year warranty (longer optional)
- Burn-In tested prior to shipment
- ISO 9001:2008 Quality Management System
- ISO 17025:2005 Laboratory Qualification



TEXAS Model Number Configurator & Options

TE 02 XAS 20 E1 XD M

Voltage Code for Electrical System

Common North American Systems:

- 01 = 240/120V Split Phase - 1Ø 3W+Grnd (Fig 1)
- 02 = 208Y/120V Wye - 3Ø 4W+Grnd (Fig 2)
- 03 = 240/120V High Leg Delta (B High) (Fig 3)
- 04 = 480Y/277V Wye - 3Ø 4W+Grnd (Fig 2)
- 05 = 480V Delta - 3Ø 3W+Grnd (Fig 4) & HRG Wye (450kA replaces 400kA or 500kA)
- 08 = 600Y/347V Wye - 3Ø 4W+Grnd (Fig 2)

Other Available Systems - Confirmation encouraged:

- 15 = 254/127V Split Phase - 1 3W+Grnd (Fig 1)
- 18 = 480/277V 2-Pole, (480/240V Split Phase) (Fig 1)
- 21 = 220Y/127V Wye - 3 4W+Grnd (Fig 2)
- 41 = 520Y/300V Wye - 3 4W+Grnd (Fig 2)
- 42 = 415Y/240V Wye - 3 4W+Grnd (Fig 2)
- 43 = 400Y/230V Wye - 3 4W+Grnd (Fig 2)
- 44 = 440Y/250V Wye - 3 4W+Grnd (Fig 2)
- 51 = 480V B Corner Grnd Delta, 3 3W+Grnd (Fig 6) (450kA replaces 400kA or 500kA)
- 06 = 240V Delta - 3 3W+Grnd (Fig 4) (450kA replaces 400kA or 500kA)
- 61 = 240V B Corner Grnd Delta, 3 3W+Grnd (Fig 6) (450kA replaces 400kA or 500kA)
- 07 = 380Y/220V Wye - 3 4W+Grnd (Fig 2)
- 09 = 600V Delta - 3 3W+Grnd (Fig 4) & HRG Wye (Available: 100kA, 150kA, 200kA, 250kA)
- 91 = 600V B Corner Grnd Delta, 3 3W+Grnd (Fig 6) (Available: 100kA, 150kA, 200kA, 250kA)
- 11 = 120V Single Phase (Fig 5)
- 12 = 240V Single Phase (Fig 5) - Not split phase
- 13 = 127V Single Phase (Fig 5)
- 14 = 300V Single Phase (Fig 5)
- 16 = 277V Single Phase (Fig 5)
- 17 = 480V Single Phase (1 Hot, 1 Neu, 1 Grnd) (Fig 5)

Surge Current Rating

- 30 = 300kA/Phase
- 40 = 400kA/Phase
- 50 = 500kA/Phase

Options

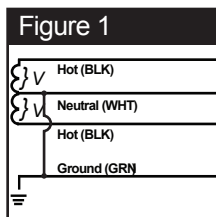
- X = Surge Counter, six-digit LCD counter includes maintenance-free Eprom memory backup
- E = Remote Locatable Display on 4 ft Cable custom cable lengths available
- F = Noise Filtering - Extended Range & Attenuation (available on 400kA & 500kA models)
- D = Rotary Disconnect Switch, ABB, UL98
- T = Thru-Door Rotary Disconnect Switch, ABB, UL98, E1 enclosure only (Consult factory for other disconnect switch options)
- 2 = Type 2 SPD, incl. UL 1283 EMI/RFI Filters

Delete Options - Consult Factory for Order Code
 Delete L-N Protection (reduces kA rating)
 Delete L-G Protection (reduces kA rating)
 Delete N-G Protection (reduces kA rating)
 Delete Noise Filtering

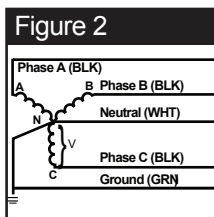
Available Accessory (order separately)
 RM = Remote Monitor

Enclosure Rating

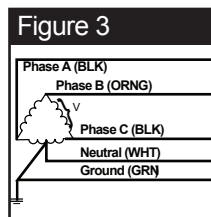
- E1 = NEMA 1/12/3R/4 (size: 12" x 12" x 7")
- 4X = NEMA 4X Non-Metallic (size: 14" x 12" x 6") (polycarbonate, display inside clear front door)
- 4S = NEMA 4X Stainless Steel (size: 12" x 12" x 6") (display inside door)
- FM = NEMA 1 Flush Mount (wall cavity size: 12" x 12" x 6" deep)
- P1 = NEMA 1 pullbox 'indoor' (size: 12" x 12" x 6") includes 'E' option (Optional rotary disconnect increases enclosure sizes to 16" x 14" x 6" on models > 300kA)



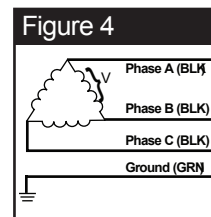
SPLIT
2 Hots, 1 Neu, 1 Grnd



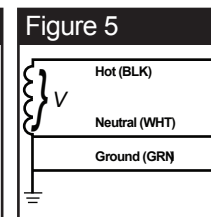
WYE
3 Hots, 1 Neu, 1 Grnd



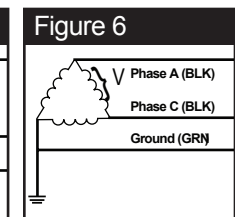
HI-LEG DELTA (B HIGH)
3 Hots, (B HIGH),
1 Neu, 1 Grnd



DELTA & HRG WYE
3 Hots, 1 Grnd



SINGLE POLE
1 Hot, 1 Neu, 1 Grnd



CORNER GROUND DELTA (B grounded)
3 Hots, 1 Grnd

Performance Data

Common Voltages		UL 1449 Fourth Edition Test Data						
		Voltage Protection Ratings (VPR - 3kA)				I _n	SCCR	MCOV
		L-N	L-G	N-G	L-L			
01	= 240/120V Split Phase (=>300kA)	700	600	600	1000	20kA	100kA	150
02	= 208Y/120V 3Ø Wye (=>300kA)	700	600	600	1000	20kA	200kA	150
03	= 240Y/120V B High Leg Delta	700/1200	700/1200	700	1800	20kA	200kA	150 / 320
04	= 480Y/277V 3Ø Wye (=>300kA)	1200	1000	1000	1800	20kA	200kA	320
07	= 380Y/220V Wye	1200	1200	1200	2000	20kA	200kA	320
21	= 220Y/127V Wye	900	800	800	1500	20kA	200kA	180

Other Available Systems:

Please see supplementary data sheet, contact us at info@poglobal.com, or confirm at www.UL.com using CCN of VZCA
 Optional disconnect switch may increase VPRs



DISTRIBUIDOR AUTORIZADO
www.secovi.com

Tel. (81) 8333 8788
 01 800 273 2684
 email: informes@secovi.com