



The PQ Global DSF Filter is the combination of a filter and surge protective device. This product meets both UL 1449 and UL 1283. This product provides transient and noise protection in one small package.

Features

- UL 1449 Fourth Edition, UL 1283
- Compact DIN-Rail Surge & Filter design
- All mode transient protection
- LED power indication
- Form C contact for remote status indication

General Technical Specifications

Connection/Mounting Type	Series, DIN-Rail mount
SPD Type	UL 1449 4th Edition SPD Type – 2CA
Enclosure	Metal, DIN-Rail mount
Approximate Weight	3 to 5 A — 1 lb 10 to 20 A — 1.5 lbs
Modes of Protection	Line to Line, Line to Neutral, Neutral to Ground
Nominal Discharge Current (I _n)	3kA
Short Circuit Current Rating (SCCR)	5kA
Typical Category A Ringwave Rating	< 60V peak
Typical Category B Ringwave Rating	< 100V peak
Status Indication	Power on LED indicator
Response Time	Normal mode: < 0.5 ns Common Mode: < 5 ns
Operating Temperature	-40° C to 25° C
Fusing	Appropriate external fusing is required
Frequency Response	Normal Mode (100 kHz...50 MHz) — 90 dB min. Common Mode (5...50MHz) — 60 dB min. 50 kHz cut-off frequency

Read First!

Before operating this unit please read this manual thoroughly. Retain this manual for future reference! The device may only be installed and put into operation by qualified personnel.

⚠ ATTENTION!

Risk of electrical shock, fire, personal injury or death.

1. Do not use the unit without proper grounding (Protective earth)
2. Turn power off before working on the device. Protect against inadvertent repowering.
3. Make sure of the wiring is correct by following all local and national codes.
4. Do not modify or repair the unit.
5. Do not open the unit as high voltages are present inside.

The information presented in this document is believed to be accurate and reliable and may change without notice. The English text applies in cases of doubt.

Lea primero!

Lea detenidamente este manual antes de utilizar la unidad. Conserve este manual como referencia para futuras consultas. El dispositivo sólo puede ser instalado y puesto en funcionamiento por personal cualificado.

⚠ ¡ATENCIÓN!

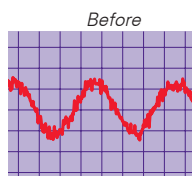
Riesgo de descarga eléctrica, incendio, daños personales o muerte.

1. No utilizar la unidad sin una correcta conexión a tierra (conexión a tierra de protección).
2. Desconecte la alimentación antes de trabajar con el dispositivo. Evitar una posible reconexión involuntaria.
3. Asegurarse de que el cableado es correcto de acuerdo a los códigos locales y nacionales.
4. No realizar ninguna modificación ni reparación de la unidad.
5. No abrir la unidad, ya que en el interior existe riesgo de alta tensión.

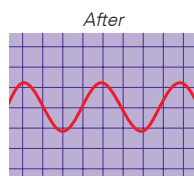
La información presentada en este documento es exacta y fiable y puede cambiar sin previo aviso. En caso de duda, prevalece el texto en inglés.

Using The Active Tracking Filter® To Control Low- And High-Voltage Transients

Low-Voltage Transients

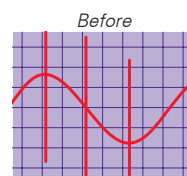


Lower-voltage transients (high-frequency noise) appearing on 120V, 60 Hz sine wave.

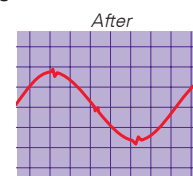


The Active Tracking Filter® eliminates potentially damaging noise, providing clean and reliable AC power.

High-Voltage Transients



High-voltage spikes appearing on 120V, 60 Hz sine wave.



The Active Tracking Filter® virtually eliminates high-voltage transients.

Ordering Information					
Catalog Number	VOLTS (V)	Current Ampacity	MODE	VPR (Vpk)	MCOV (V)
DSF-103MPQ	120	3A	L-N	400	150
			L-G	600	
			N-G	600	
DSF-105MPQ	120	5A	L-N	400	150
			L-G	600	
			N-G	600	
DSF-110MPQ	120	10A	L-N	400	150
			L-G	500	
			N-G	500	
DSF-120MPQ	120	20A	L-N	400	150
			L-G	500	
			N-G	500	
DSF-203MPQ	240	3A	L-L	800	320
			L-G	1200	
DSF-205MPQ	240	5A	L-L	800	320
			L-G	1200	
DSF-210MPQ	240	10A	L-L	800	320
			L-G	1000	
DSF-220MPQ	240	20A	L-L	800	320
			L-G	1000	

Installation Instructions


NOTES

- Overloading the unit can permanently damage the device.
- Failure to use the unit at its rated voltage can permanently damage unit or provide inadequate surge protection.
- Units are for indoor use in ambient temperature of -40°C to +25°C. Operating humidity is 0% to 95% (non-condensing).

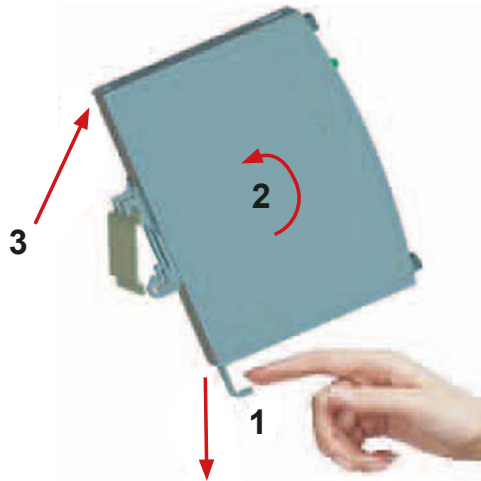
Catalog Number	Minimum Wire Size (AWG)	Fuse/CB Rating	
		Suggested	Maximum
DSF-103MPQ	18	3.0A	3.75A
DSF-203MPQ			
DSF-105MPQ	18	5.0A	6.25A
DSF-205MPQ			
DSF-110MPQ	14	10A	12.5A
DSF-210MPQ			
DSF-120MPQ	12	20A	25A
DSF-220MPQ			

DIN-Rail Installation

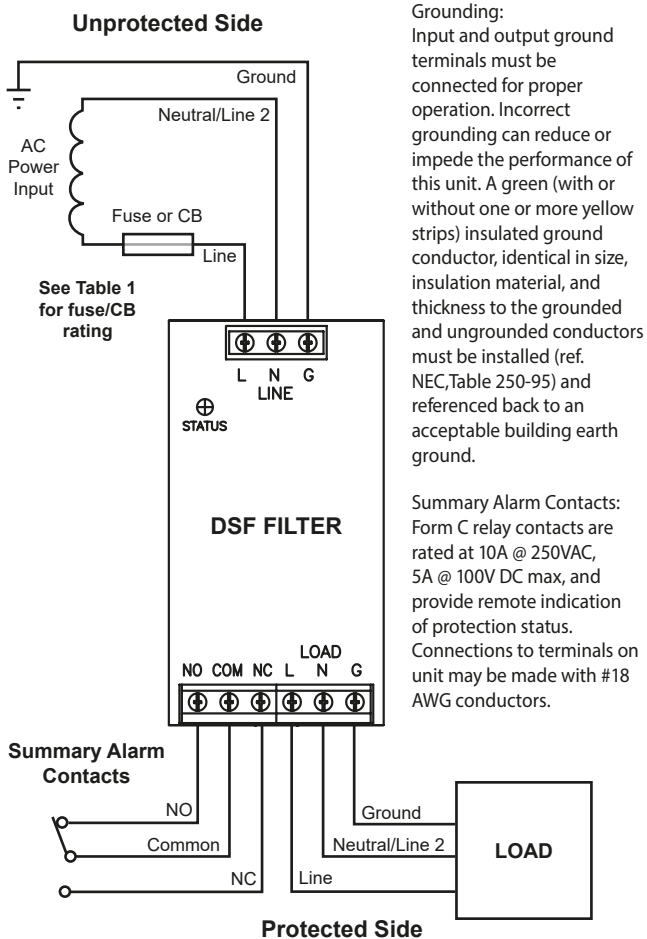
Attach



Remove



Typical Wiring Diagram



PQ Global
Tel: 1-858-271-5996
www.pqglobal.com
info@pqglobal.com



05.07.19 Rev- #9531